



# Inspection Report (FRI)

IO#MT-20260420-002

## GENERAL INFORMATION

<b>Client:</b> Zoe Furnconsult Ltd	
<b>Product:</b>	Office chairs
<b>Inspection location:</b>	No.4th Huangji Road, Jiujiang Town, Nanhai District, Foshan City, Guangdong Province, China
<b>Inspection date:</b>	April 20 <sup>th</sup> , 2026
<b>Your reference number:</b>	101785.001 101786.001 101831.001
<b>PO number:</b>	EB0017449
<b>Supplier:</b>	Foshan Orcco Furniture Co., Ltd.
<b>Order quantity:</b>	180pcs
<b>Qty ready for inspection (%):</b>	180pcs(100%)
<b>Reference sample available:</b>	Yes

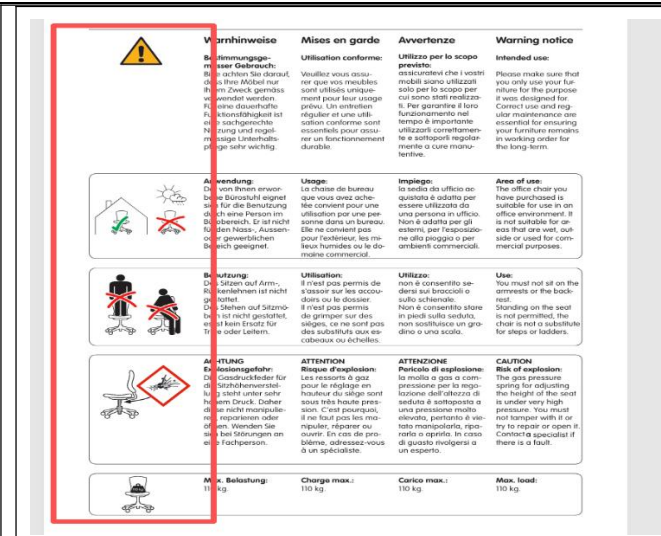


## INSPECTION RESULT

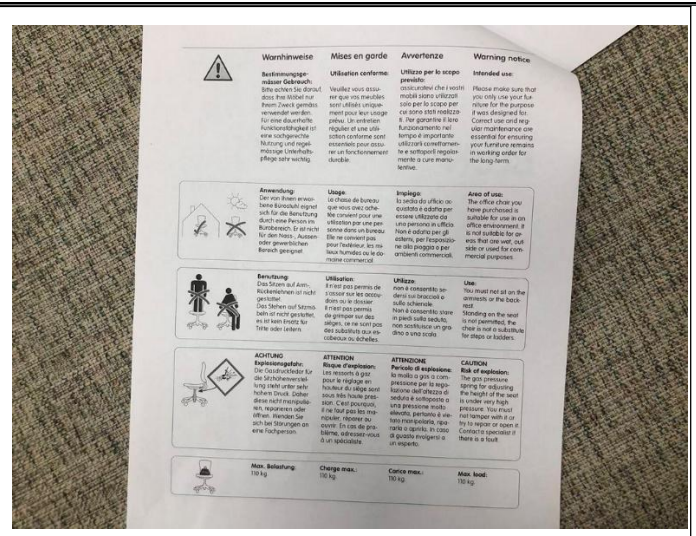
<b>OVERALL RESULT</b>					
<b>CRITERIA</b>	<b>RESULTS</b>	<b>REMARKS</b>			
1. Quantity	Confirm				
2. Production Status/specification	Confirm				
3. Packing and marking	Pending	Remark #1			
4. On-site tests & special requirement	Pending	Remark #2			
5. WORKMANSHIP AQL:	Within AQL		CRI	MAJ	MIN
		<b>Found</b>	0	1	2
		<b>Max</b>	0	2	3
		<b>Checked</b>	32	32	32

## REMARKS

1. All operation manual from 3 items with black printing, but its PDF from client with green and red color, Please refer to pictures as below:

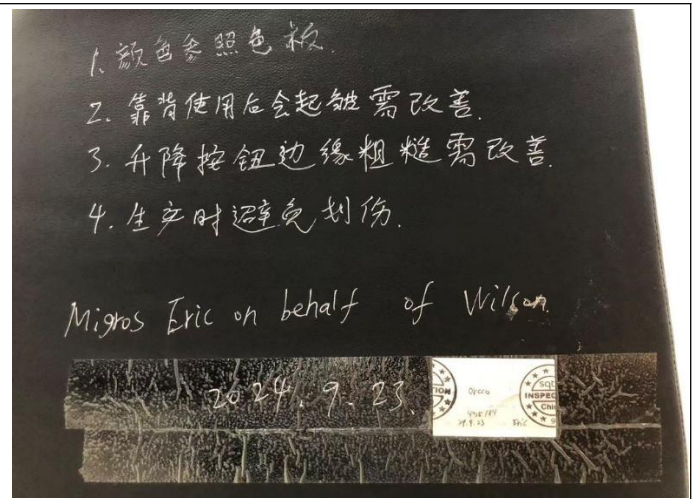


PDF from client



Actual finding

2.For 101831.001, to find that there 's discrepancy between real leather color of bulk production and approval color sample, bulk product sample color is matte,not gross, Please confirm for following.



INSPECTION STANDARDS	
Inspection type	Final Random Inspection (FRI)



<b>Sampling standard</b>	ANSI/ASQ Z1.4-2003 (Equivalent to ISO 2859-1 or MIL-STD-105E)
<b>Sampling Plan (Single)</b>	II
<b>AQL for Critical/ Major/ Minor</b>	Not Allowed/2.5/4.0
<b>Sampling size for Cri/Maj/Min</b>	0/2/3
<b>No. of cartons selected and inspected</b>	32ctns
<b>Number list of selected cartons/packages</b>	101785.001: 26,44,11,20,57,51,5,11,35,30,48 101786.001: 12,30,2,8,63,20,25,45,41,55,70,34 101831.001: 27,35,3,21,9,50,46,39,14

<b>1. Quantity</b>	<b>Result</b>	<b>Actual Finding / Comments</b>
80% of the total order quantity must be packed. and 100% finished - order qty:	<b>OK</b>	All packed

<b>Item/PO #</b>	<b>Order qty</b>	<b>Finished qty</b>	<b>Unfinished qty</b>	<b>Packed qty</b>	<b>Unpacked qty</b>	<b>Sample size</b>
101785.001	60	60	0	60	0	11
101786.001	70	70	0	70	0	12
101831.001	50	50	0	50	0	9
<b>Total:</b>	<b>180</b>	<b>180</b>	<b>0</b>	<b>180</b>	<b>0</b>	<b>32</b>

180

Pictures:





2.Product Status:	Result	Problem Comments
		OK
2A. Product colour/design/specification		Actual Finding
Client's expected:		See below photos

Item No.	Spec./ref. sample	Sample 1	Sample 2	Sample 3
101785.001				
Size (cm)	62.5x62x92-98	62x 63.5x93.5-98.8	62x63.5 x93.5-98.7	62x63.5x93.5-98.7
Net weight (Kg)	14.5	14.14	14.04	14.13
Item No.	Spec./ref. sample	Sample 1	Sample 2	Sample 3
101786.001				
Size (cm)	35.5x35.5x57.5-76	35.5x35.5x58-77.5	35.5x35.5x58-77.5	35.5x35.5x58-77.5
Net weight (Kg)	5.6	5.45	5.44	5.43
Item No.	Spec./ref. sample	Sample 1	Sample 2	Sample 3
101831.001				
Size (cm)	70x51.5x112.5-124.5	70x52.5x113.5-125.5	70x52.5x113.6-125.5	70x52.5x113.5-125.4
Net weight (Kg)	19.45	19.42	19.44	19.42


Pictures:
101785.001





















101786.001





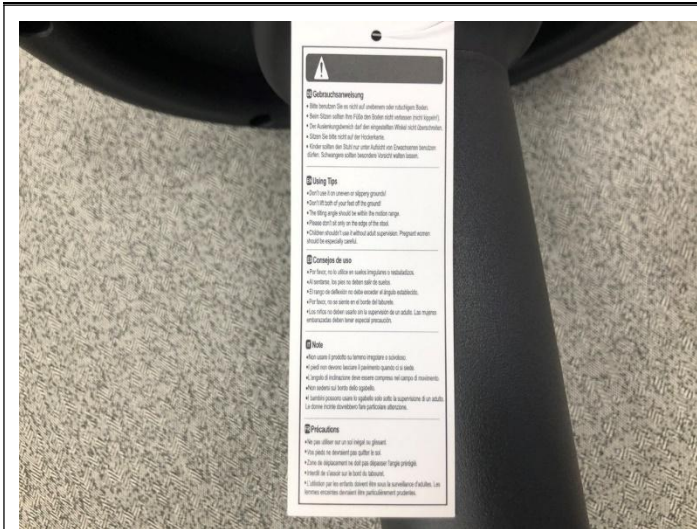















101831.001
















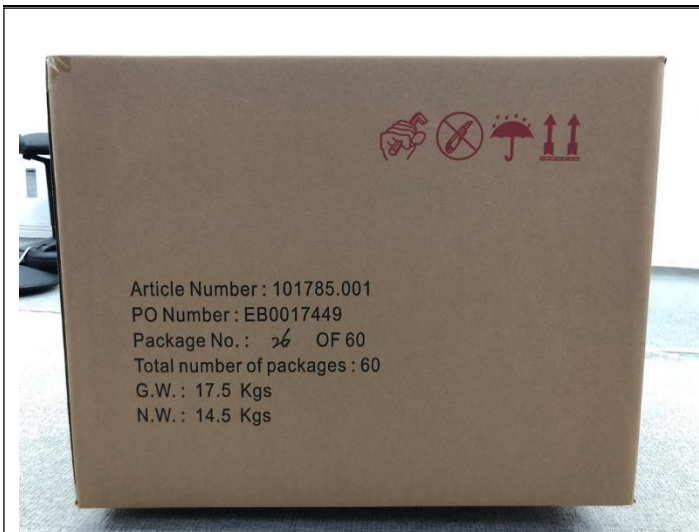






	<b>Result</b>	Problem Comments
<b>3. Packing and Marking</b>	<b>Pending</b>	All operation manual from 3items with black printing, but its PDF from client with green and red color, Please refer to pictures as below
<b>3A. Shipping Marks/carton weight</b>	<b>Actual Finding</b>	
A1. Carton Mark	See below photos	
A2. Weight of carton:	101785.001:16.87kg 101786.001:6.42kgs 101831.001:22.355kgs	
<b>3B. Packing and dimension</b>	<b>Actual Finding</b>	
Client's comments:	N/A	
B1. Outer packing method and dimension L: cm x W: cm x H: cm	101785.001:68.5 x 67 x 53cm 101786.001:54.5 x 22 x 46.8cm 101831.001:40 x 79 x 65.5cm	

Pictures:
Item: 101785.001





Warnhinweise	Mises en garde	Avvertenze	Warning notice
<b>Bestimmungsgemäße Nutzung:</b> Bitte beachten Sie, dass diese eine Babylehr für einen Kinderwagen sein muss. Für eine detaillierte Beschreibung und alle wichtigen Hinweise und Tipps, bitte lesen Sie die Bedienungsanleitung.	<b>Utilisation conforme:</b> Veuillez vous assurer que vous ne utilisez pas ce produit pour un usage autre que celui prévu. Un utilisation régulière ou une utilisation excessive peut entraîner un fonctionnement défectueux.	<b>Utilizzo per lo scopo previsto:</b> Assicurarsi che il prodotto venga utilizzato solo per lo scopo per il quale è stato progettato. Per garantire il loro funzionamento nel tempo è importante utilizzare correttamente il prodotto in modo regolare e a scopo previsto.	<b>Intended use:</b> Please make sure that you only use your furniture for the purpose it was designed for. Correct use and regular use is essential for ensuring your furniture remains in working order for the long term.
<b>Anwendung:</b> Der von Ihnen erworbenene Babylehr eignet sich für die Benutzung durch ein Kind im Alter von 3 bis 6 Jahren. Er ist nicht für den Einsatz in öffentlichen Bereichen geeignet.	<b>Usage:</b> Le chaise de bébé que vous venez d'acquies est conçue pour une utilisation par un enfant âgé de 3 à 6 ans. Elle ne convient pas pour l'usage en public.	<b>Integimento:</b> La sedia da ufficio è adatta e adatta per essere utilizzata da un bambino di 3-6 anni. Non è adatta per gli usi pubblici.	<b>Area of use:</b> The office chair you have purchased is suitable for use in an office environment. It is not suitable for areas that are used for public purposes.
<b>Benutzung:</b> Das Stuhl auf dem Babylehr ist nicht geeignet für den Einsatz in öffentlichen Bereichen.	<b>Utilisation:</b> Cette chaise n'est pas prévue pour être utilisée dans des lieux publics.	<b>Utilizzo:</b> non è consentito utilizzare questo prodotto in luoghi pubblici.	<b>Use:</b> You must not sit on the chair in an office environment. Standing on the seat is not permitted, the chair is not a substitute for steps or ladders.
<b>ACHTUNG Explosionsgefahr:</b> Das Gasdruckventil kann explodieren, wenn es nicht richtig montiert ist. Bitte lesen Sie die Bedienungsanleitung.	<b>ATTENTION Risque d'explosion:</b> Les gaz peuvent exploser si le ressort n'est pas correctement installé. Veuillez lire attentivement le manuel d'utilisation.	<b>ATTENZIONE Pericolo di esplosione:</b> La molla a gas di compressione può esplodere se non è installata correttamente. Leggere attentamente il manuale di istruzioni.	<b>CAUTION Risk of explosion:</b> The gas pressure spring, if not installed correctly, can explode. Please read the manual.
<b>Max. Belastung:</b> 110 kg	<b>Charge max.:</b> 110 kg	<b>Carico max.:</b> 110 kg	<b>Max. load:</b> 110 kg

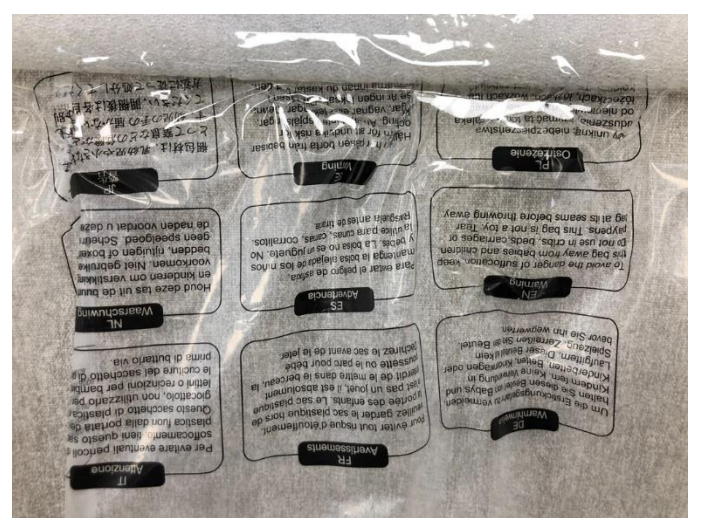
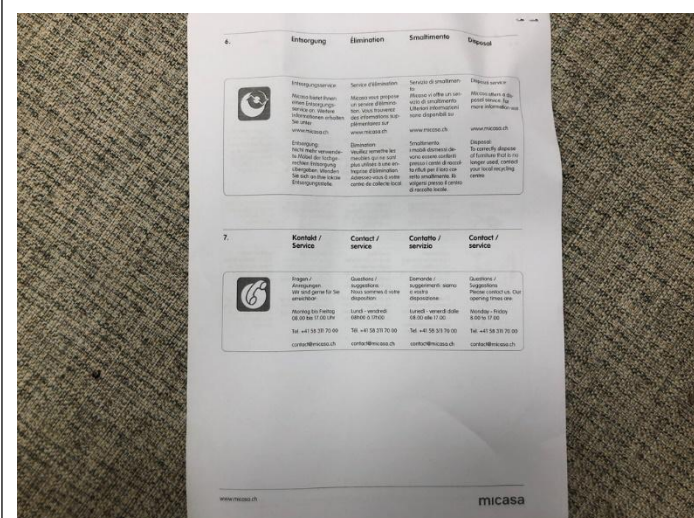
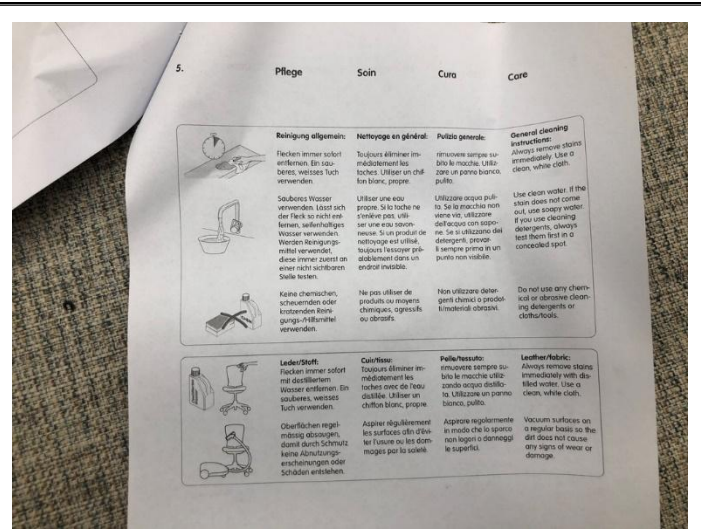
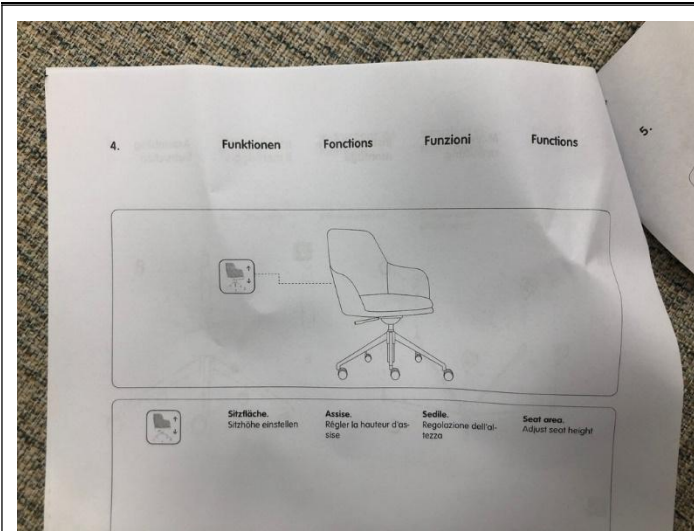
Warnhinweise	Mises en garde	Avvertenze	Warning notice
	<b>ATTENTION</b> Risque d'ingestion et d'étouffement. Les petites pièces et le matériel d'emballage peuvent être avalés.	<b>ATTENZIONE</b> Pericolo di ingestione e soffocamento. Piccole parti e materiale di imballaggio possono essere ingerite.	<b>CAUTION</b> Risk of swallowing and choking. Small parts and packaging material may be swallowed.
	<b>ATTENTION</b> Les sacs et films ne sont pas des jouets. Veuillez les tenir hors de portée des enfants et jeunes enfants. Ne pas mettre sur la tête, risque d'étouffement.	<b>ATTENZIONE</b> Sacchetti e pellicole non sono un giocattolo. Tenerli lontano dai bambini e neonati e dai bambini piccoli. Non metterli in testa, pericolo di soffocamento.	<b>CAUTION</b> Bags and film coverings are not toys! Please keep away from babies and small children! Do not put them over your head, risk of suffocation!
	<b>ATTENTION</b> Risque de blessures. Les jeunes enfants ne peuvent pas se tenir dans la zone de montage ni serrer ou grimper sur des meubles.	<b>ATTENZIONE</b> Pericolo di lesioni. I bambini non possono stare nella zona di montaggio e non possono arrampicarsi sui mobili.	<b>CAUTION</b> Risk of injury. Small children must keep away from the assembly area. They must refrain from climbing up on the furniture.
	<b>Age minimum:</b> Ne convient pour les enfants de moins de trois ans.	<b>Limite di età:</b> non adatto per bambini sotto i 3 anni.	<b>Age restriction:</b> Not suitable for children under three.

1. Allgemeine Hinweise	Remarques générales	Avvertenze generali	General information
<b>ACHTUNG Direkte Sonneneinstrahlung:</b> Führt zu Farbveränderungen.	<b>ATTENTION Exposition directe au soleil:</b> Provoque des décolorations.	<b>ATTENZIONE Irraggiamento diretto del sole:</b> ne modifica il colore.	<b>ATTENTION Direct sunlight:</b> results in discoloration.
<b>Leder/Stoff:</b> Schützen Sie das Leder/den Stoff vor scharfen Gegenständen (Schlüssel, Gürtelschnallen, etc.).	<b>Cuir/tissu:</b> Protégez le cuir/tissu des objets coupants (clés, boucles de ceinture, etc.).	<b>Pelle/tessuto:</b> proteggere la pelle/il tessuto da oggetti taglienti (chiavi, fibbie, ecc.).	<b>Leather/fabric:</b> Protect the leather/fabric against sharp objects (ie: keys, belt buckles, etc.).
<b>ACHTUNG Jeans:</b> Jeans-Produkte können auf hellen Überzügen zu Verfärbungen führen.	<b>ATTENTION jeans:</b> les tissus en jean peuvent altérer la couleur des revêtements clairs.	<b>ATTENZIONE jeans:</b> sui rivestimenti chiari il tessuto jeans può causare un'alterazione del colore.	<b>CAUTION Jeans:</b> Jeans products can discolor light cover fabrics.

2. Montagehinweise	Instructions de montage	Istruzioni di montaggio	Assembly information
<b>Montageschäden:</b> Vermeiden Sie, indem Sie einen sauberen und weichen Untergrund verwenden (z.B. Teppich). Teile beim Auspacken oder während der Montage nur auf weiche Unterlagen legen/stellen. Darauf achten, dass größere Teile nicht kippen können.	<b>Domages au montage:</b> Évitez les dommages en utilisant un fond propre et doux (par exemple, tapis). Lors du déballage et montage, posez/posez les éléments uniquement sur un fond doux. Assurez-vous que les grands éléments ne peuvent pas basculer.	<b>Danni in fase di montaggio:</b> Evitare di causare danni utilizzando una base pulita e morbida (ad es. tappeto). Nella fase di disimballaggio e durante il montaggio, appoggiare i pezzi esclusivamente su una base morbida. Fare attenzione che i pezzi più grandi non si ribaltino.	<b>Damages during assembly:</b> These can be avoided if you use a clean soft surface (ie: carpet). Only place parts on a soft surface when unpacking or during the assembly. Make sure that larger parts cannot tip over.
<b>Personen:</b> Für die Montage erforderliche Anzahl Personen.	<b>Personnes:</b> Nombre de personnes nécessaires au montage.	<b>Numero di persone:</b> numero di persone necessarie per il montaggio.	<b>People:</b> Number of people required for the assembly.
<b>Montagerichtzeit:</b> Ungefähre Zeit in Stunden.	<b>Durée indicative du montage:</b> Durée approximative en heures.	<b>Tempo di montaggio:</b> tempo in ore approssimativo.	<b>Assembly time:</b> Approximate time in hours.

2. Montagehinweise	Instructions de montage	Istruzioni di montaggio	Assembly information
<b>Bau-/Kleinteile:</b> A B C D	<b>Éléments/pièces:</b> A B C D	<b>Componenti/piccoli pezzi:</b> A B C D	<b>Components/small parts:</b> A B C D

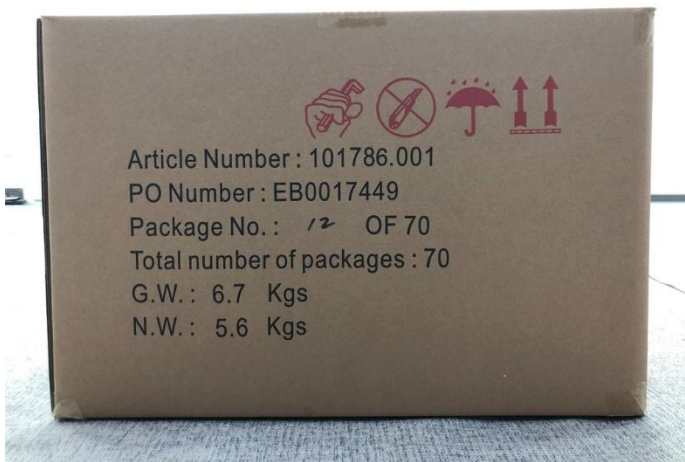
3. Montageanleitung	Instructions de montage	Istruzioni per il montaggio	Assembly instruction
<b>1</b>			
<b>2</b>			
<b>3</b>			







Item:101786.001



Article Number : 101786.001  
 PO Number : EB0017449  
 Package No. : 12 OF 70  
 Total number of packages : 70  
 G.W. : 6.7 Kgs  
 N.W. : 5.6 Kgs



101786.001  
22.06.3432.05.05

**micasa**

**HUNT**  
bürohocker schwarz  
tabouret de bureau noir  
sgabello da ufficio nero

**HUNT**  
bürohocker schwarz  
tabouret de bureau noir  
sgabello da ufficio nero

made in china

1/1 paket  
paquet  
pacco

101786.001  
22.06.3432.05.05  
made in china

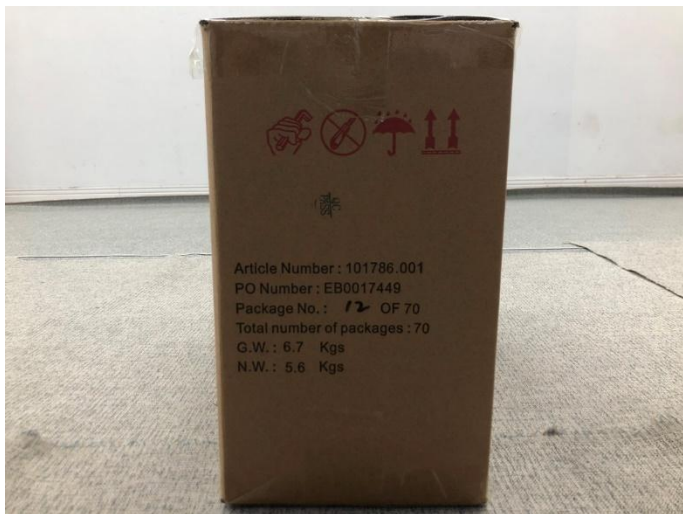



**bürohocker schwarz**  
**tabouret de bureau noir**  
**sgabello da ufficio nero**

made in china


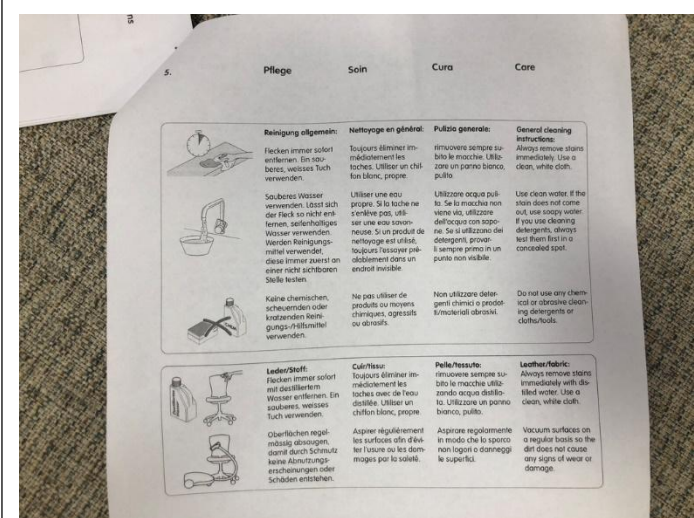
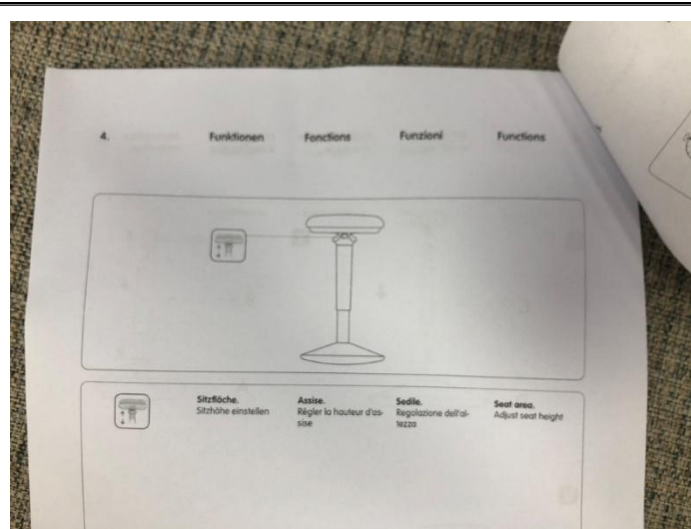
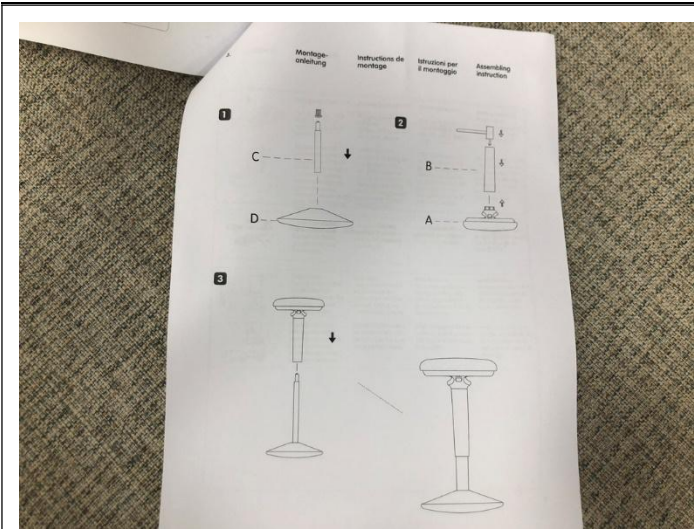


**1/1** paket  
paquet  
pacco



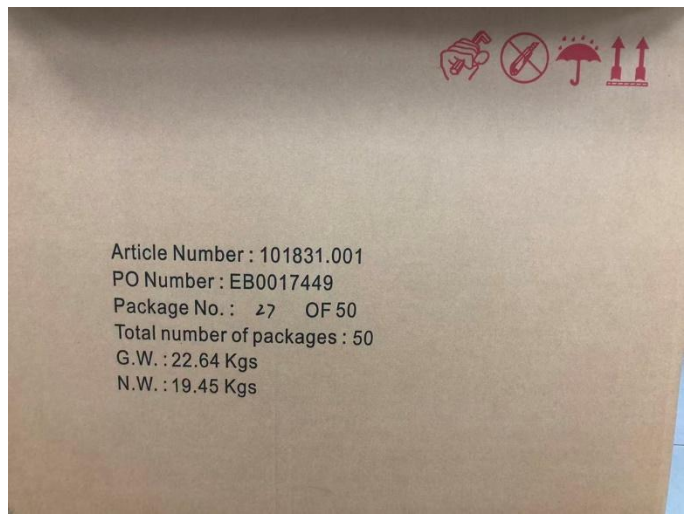






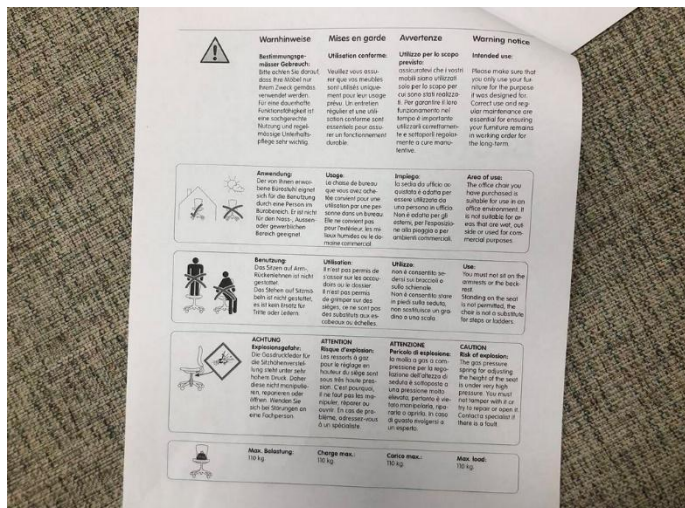
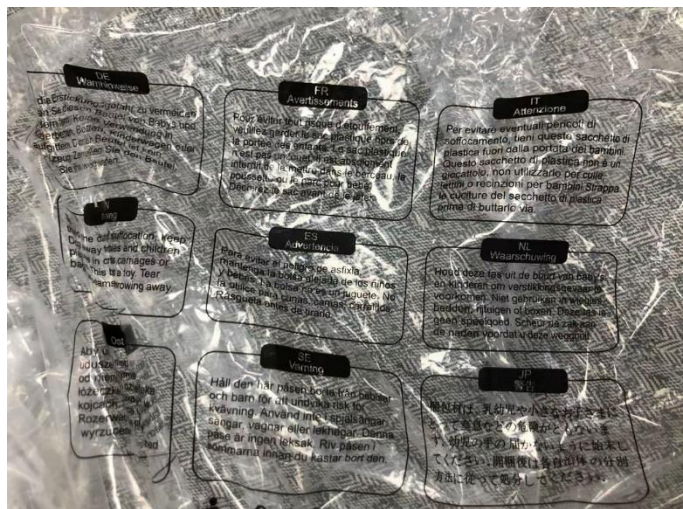





Item:101831.001









**Warnhinweise** Mises en garde Avvertenze Warning notice

**ACHTUNG** Verschluckungs- und Erstickungsgefahr: Kleinteile und Ver- packungsmaterial können verschluckt werden.  
Tüten und Folien sind kein Spielzeug! Bitte von Babys und Kleinkindern fernhalten! Nicht über den Kopf ziehen. Erstickungsgefahr!

**ATTENTION** Risque d'ingestion et d'étouffement: Les petites pièces et le matériel d'emballage peuvent être avalés vivants.  
Les sacs et films ne sont pas des jouets! Veuillez les tenir hors de portée des bébés et jeunes enfants! Ne pas mettre sur la tête, risque d'étouffement!

**ATTENZIONE** Pericolo di ingestione e soffocamento: piccole parti e materiale di imballaggio possono essere ingeriti.  
Sacchetti e pellicole non sono un giocattolo! Tenere lontano dai bambini e neonati e dai bambini piccoli! Non metterli in testa, pericolo di soffocamento!

**CAUTION** Risk of swallowing and choking: Small parts and packaging material may be swallowed.  
Bags and film cover- ings are not toys! Please keep away from babies and small children! Do not put them over your head, risk of suffocation!

**ACHTUNG** Verletzungsgefahr: Kleinteile dürfen auch nicht im Montage- Bereich aufhalten und an Möbeln hochziehen oder hinaufklettern.

**ATTENTION** Risque de blessures: Les petites pièces ne peuvent pas se tenir dans la zone de montage ni tirer ou grimper sur des meubles.

**ATTENZIONE** Pericolo di lesioni: le parti non devono essere in contatto con il corpo e non si devono arrampicare o salire sui mobili.

**CAUTION** Risk of injury: Small children must keep away from the assembly area. They must refrain from climbing up on the furniture.

**Altersempfehlung:** Nicht für Kinder unter drei Jahren geeignet.

**Age minimum:** Ne convient pour les enfants de moins de trois ans.

**Limite di età:** non adatto per bambini sotto i tre anni.

**Age restriction:** Not suitable for children under three.

**Allgemeine Hinweise** Remarques générales Avvertenze generali General information

**ACHTUNG** Direkte Sonneneinstrahlung: Führt zu Farbveränderungen.

**ATTENTION** Exposition directe au soleil: Provoque des décolorations.

**ATTENZIONE** Irraggiamento diretto del sole: ne modifica il colore.

**ATTENTION** Direct sunlight: results in discoloration.

**Leder/Stoff:** Schützen Sie das Leder/den Stoff vor scharfen Gegenständen (Schlüssel, Gurt schnallen, etc.).

**Cuir/tissu:** Protégez le cuir/tissu des objets coupants (clés, boucles de ceinture etc.).

**Pelle/tessuto:** protegere la pelle/il tessuto da oggetti taglienti (chiavi, fibbie, ecc.).

**Leather/fabric:** Protect the leather/fabric against sharp objects (e.g. keys, belt buckles, etc.).

**ACHTUNG** Jeans: Jeans-Produkte können auf hellen Überzügen zu Verfärbungen führen.

**ATTENTION** jeans: les tissus en jean peuvent altérer la couleur des revêtements clairs.

**ATTENZIONE** jeans: sui rivestimenti chiari il tessuto jeans può causare un'alterazione del colore.

**CAUTION** Jeans: Jeans products can discolor light cover fabrics.

**Montagehinweise** Instructions de montage Istruzioni di montaggio Assembly information

**Montageschäden:** Vermeiden Sie, indem Sie einen sauberen und weichen Untergrund verwenden (z.B. Teppich). Stelle beim Auspacken oder während der Montage nur auf weiche Unterlagen legen/stellen. Darauf achten, dass größere Teile nicht kippen können.

**Dommages au montage:** Évitez les dommages en utilisant un fond propre et doux (par exemple, tapis). Lors du déballage et montage, posez/posez les éléments uniquement sur un fond doux. Assurez-vous que les grands éléments ne peuvent pas basculer.

**Danni in fase di montaggio:** evitare di causare danni utilizzando una base pulita e morbida (ad es. tappeti). Nella fase di smontaggio e durante il montaggio, appoggiare i pezzi esclusivamente su una base morbida. Fare attenzione che i pezzi più grandi non si ribaltino.

**Damages during assembly:** These can be avoided if you use a clean soft surface (e.g. carpet). Only place parts on a soft surface when un- packing or during the assembly. Place care that larger parts can not tip over.

**Personen:** Für die Montage erforderliche Anzahl Personen.

**Personnes:** Nombre de personnes nécessaires au montage.

**Persone:** numero di persone necessarie per il montaggio.

**People:** Number of people necessary for the assembly.

**Montagezeit:** Ungefähre Zeit in Stunden.

**Durée indicative du montage:** Durée approximative en heures.

**Tempo di montaggio:** tempo in ore approssimativo.

**Assembly time:** Approximate time in hours.

**Benötigtes Werkzeug:**

**Outils nécessaires:**

**Attrezzi necessari:**

**Tools required:**

**Montagehinweise** Instructions de montage Istruzioni di montaggio Assembly information

**Bau-/Kleinteile:** **Éléments/pièces:** **Componenti/piccoli pezzi:** **Components/small parts:**

A B C D E

**Bau-/Kleinteile:** **Éléments/pièces:** **Componenti/piccoli pezzi:** **Components/small parts:**

F G H I

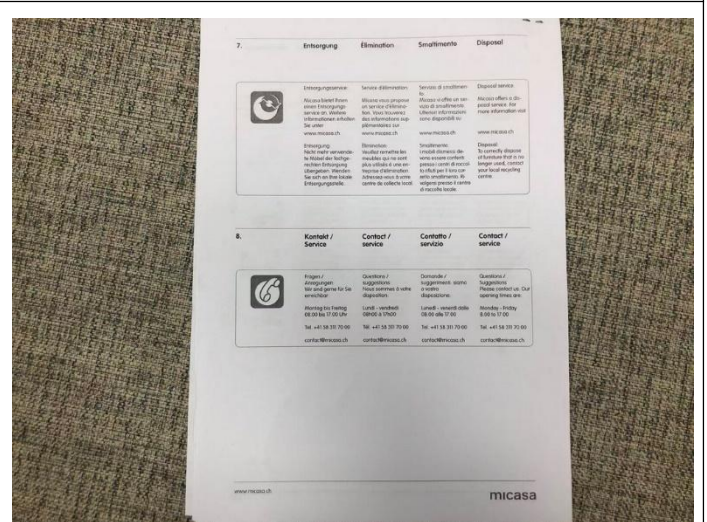
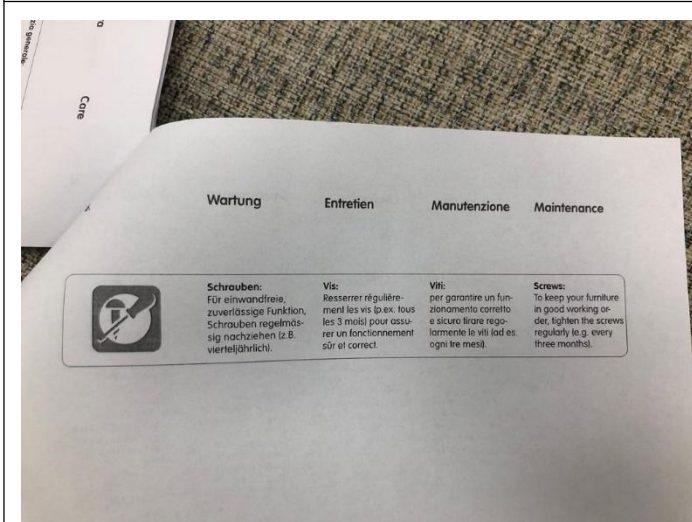

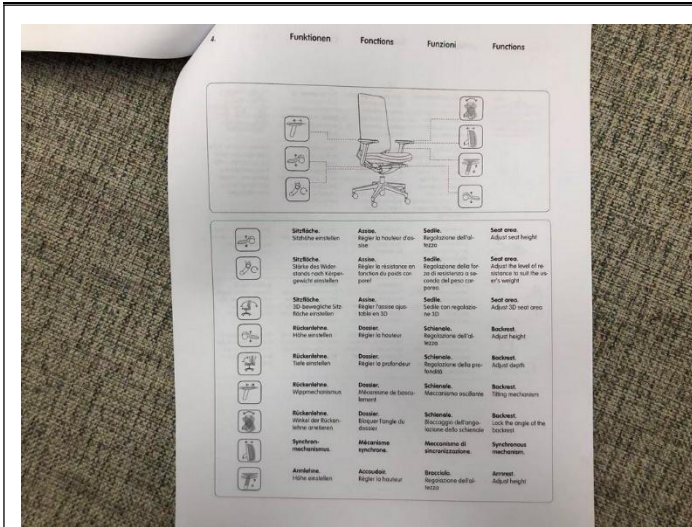
M8\*20 M8\*30

**Montageanleitung** Instructions de montage Istruzioni per il montaggio Assembly instruction

**1** **2**

**3**

**4** **5**





Article Number : 101831.01  
 PO Number : EB0017449  
 Package No. : 10 OF 0  
 Total number of packages : 50  
 G.W. : 22.64 Kgs  
 N.W. : 19.45 Kgs



**TESTS AND SPECIAL REQUIREMENTS**

Requirements	Comments from Inspector	Result
--------------	-------------------------	--------



Perform a carton drop test: 10 drops from the correct height based on carton weight as defined in ISTA 1 A(6 faces, 3 edges,1 corner)  
- On 1 cartons – packed products should not get damaged

Check OK

PASSED






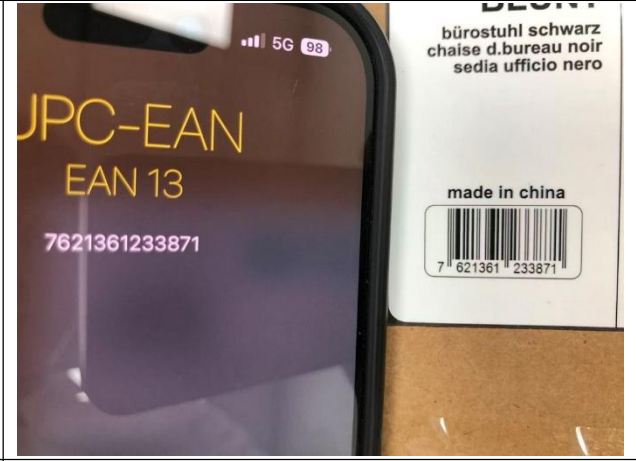


Perform a barcode-scanning test-The barcode should be scannable and have the correct number; make sure that that the correct barcode is on the correct product. (no mixed barcode for each reference)-S2

Check OK

PASSED



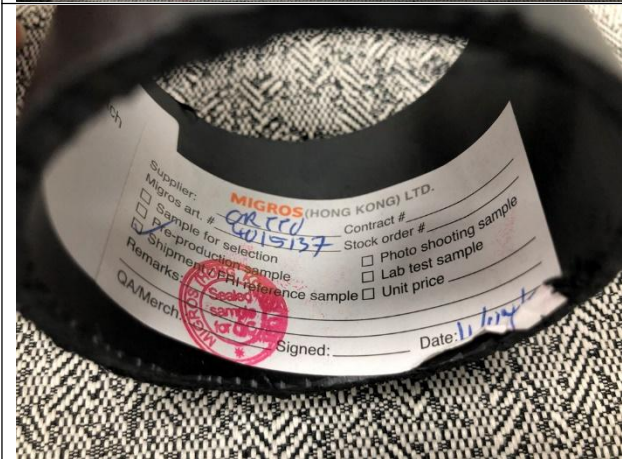
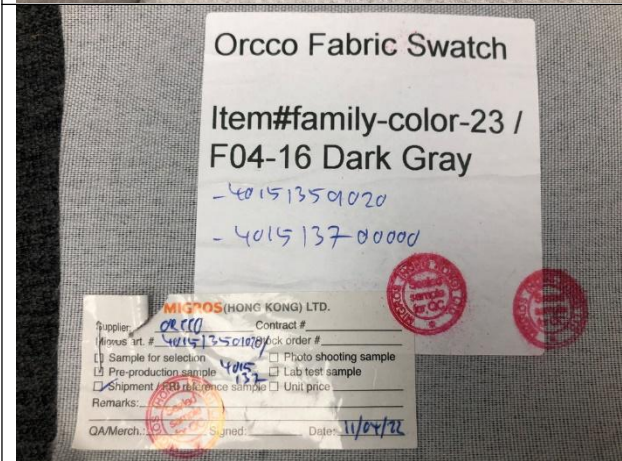
 <p><b>KNIGHT</b> bürostuhl beige chaise d.bureau beige sedia ufficio beige</p> <p>made in china</p> <p>7 613434 638140</p> <p>1/1 paket paquet pacco</p>	 <p>made in china</p> <p>7 613434 638140</p> <p>1/1 paket paquet pacco</p>	
 <p>büroocker schwarz tabouret de bureau noir sgabello da ufficio nero</p> <p>made in china</p> <p>7 613434 638157</p> <p>1/1 paket paquet pacco</p>	 <p>made in china</p> <p>7 613434 638157</p> <p>1/1 paket paquet pacco</p>	
 <p>sedia ufficio nero</p> <p>made in china</p> <p>7 621361 233871</p> <p>1/1 P P</p>	 <p>UPC-EAN EAN 13</p> <p>7621361233871</p> <p>made in china</p> <p>7 621361 233871</p>	
<p>Perform a rub test and an adhesive test-Perform the rub and adhesive test on all of printing, marking and logo found on the product: Use alcohol if petroleum spirits is not available for rub test; Use 3M tape for the adhesive test on the silk-screening and painting. -S2</p>	<p>Check OK</p>	

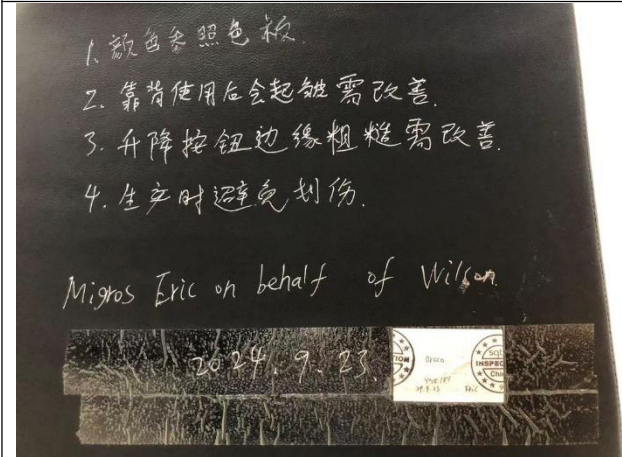


		
		
		
<p>Perform adhesive test on all of painting, marking and logo found on the product: Use alcohol if petroleum spirits is not available for rub test; Use 3M tape for the adhesive test on the silk-screening and painting. -S2 (3 Pcs)</p>	<p>Check OK</p>	<p>PASSED</p>





<p>Check the smell of product, is there any odor smell or bad smell?</p>	<p>Normal smell</p>	<p>PASSED</p>
<p>Check needle pitch(6 stitches per inch)</p>	<p>Check OK</p>	<p>PASSED</p>
<p>check and compare the color with color swatch</p>	<p>For 101831.001, to find that there 's discrepance between real leather color of bulk production and approval color sample, bulk product sample color is matte,not gross, Please confirm for following.</p>	<p>PENDING</p>







		
		
		
<p>Assemble the item. Perform a function test and wobble check.-The item should be easy to assemble.-S1(5 Pcs)</p>	<p>Check OK</p>	<p>PASSED</p>









\*Perform a static loading test.\* -Place 110kg on every seat of the item at the same time for 1 hour. Place the weights at least 10cm away from the edges of the seats - There should be no deformity.-3 pcs

Check OK

PASSED





		
		
		
<p>Check that the back is well fixed to the chair and strong enough to support one person, by sitting and pushing it.--S2 (5 Pcs)</p>	<p>Check OK</p>	<p>PASSED</p>



		
		
		
<p>Stability check: Test the finished product with assembly. No wobble issue was allowed. Place the assembled product onto the surface of glass or metal plate, check its stability to see if there is one leg lifting up, the clearance exceeds 1.5mm to be considered as failed, as this will cause wobble issues. (3 Pcs)</p>	<p>Check OK</p>	<p>PASSED</p>






SPARE PARTS:	
N/A	N/A

DEFECTIVES LIST				
	CRI	MAJ	MIN	Picture

<b>Defects for style # 101785.001</b>				
<b>sub sample size :11pcs</b>				

<b>Creased mark</b>	0	1	0	-
---------------------	---	---	---	---





<b>Defects for style # 101786.001</b>				
<b>sub sample size : 12pcs</b>				

<b>Dirty mark</b>	0	0	1	-
-------------------	---	---	---	---



<b>Defects for style # 101831.001</b>				
<b>sub sample size : 9pcs</b>				

<b>Scratch mark</b>	0	0	1	-
---------------------	---	---	---	---



Sample size	Maximum Allowed	Total Defectives	Result	Notes
CRI :	0	0	Within AQL	
MAJ :	2	1	Within AQL	
MIN :	3	2	Within AQL	

## End of the Report